

MEMORANDUM OF AGREEMENT

BETWEEN

CANADIAN CORPS OF COMMISSIONAIRES N.B. & PEI DIV. INC.

AND

PUBLIC SERVICE ALLIANCE OF CANADA, LOCAL 90140

**APPENDIX "A"
HOURLY WAGE RATES**

Effective April 1, 2017—March 31, 2018

FEDERAL DETAILS				
Detail Name	Level	April 1, 2014 - March 31, 2015	April 1, 2016 - March 31, 2017	April 1, 2017 - March 31, 2018
Agriculture & Agri-Food Canada	Basic	12.20	12.46	12.71
	1	12.70	12.96	13.21
	2	13.20	13.46	13.71
	3	13.70	13.96	14.21
	4	14.20	14.46	14.71
	5	14.70	14.96	15.21
	6	15.20	15.96	16.21
	7	15.70	16.46	16.71
Canadian Food Inspection Agency	Basic	12.20	12.46	12.71
	1	12.70	12.96	13.21
	2	13.20	13.46	13.71
	3	13.70	13.96	14.21
	4	14.20	14.46	14.71
	5	14.70	14.96	15.21
	6	15.70	15.96	16.21
	7	16.20	16.46	16.71
RCMP L Division	Basic	12.20	12.46	12.71
	1	12.70	12.96	13.21
	2	13.20	13.46	13.71
	3	13.70	13.96	14.21
	4	14.20	14.46	14.71
	5	14.70	14.96	15.21
	6	15.70	15.96	16.21
	7	16.20	16.46	16.71

	8	16.70	16.96	17.21	
Department of Veterans Affairs (Note 1 and 5)	Basic	12.20	12.46	12.71	
	1	12.70	12.96	13.21	
	2	13.20	13.46	13.71	
	3	13.70	13.96	14.21	
	4	14.20	14.46	14.71	
	5	14.70	14.96	15.21	
Detail Name		Level	April 1, 2014 - March 31, 2015	April 1, 2016 - March 31, 2017	April 1, 2017 - March 31, 2018
Department of Veterans Affairs (con't) (Note 1 and 5)	6	15.70	15.96	16.21	
	7	16.20	16.46	16.71	
	8	16.70	16.96	17.21	
	S-1	16.70	16.96	17.21	
	S-2	17.70	17.96	18.21	
	S-3	18.70	18.96	19.21	
	S-4	19.70	19.96	20.21	
	S-5	20.70	20.96	21.21	
Veterans Review Board	Basic	12.20	12.46	12.71	
	1	12.70	12.96	13.21	
	2	13.20	13.46	13.71	
	3	13.70	13.96	14.21	
	4	14.20	14.46	14.71	
	5	14.70	14.96	15.21	
	6	15.70	15.96	16.21	
	7	16.20	16.46	16.71	
	8	16.70	16.96	17.21	
Jean Canfield Building (Note 5)	Basic	12.20	12.46	12.71	
	1	12.70	12.96	13.21	
	2	13.20	13.46	13.71	
	3	13.70	13.96	14.21	
	4	14.20	14.46	14.71	
	5	14.70	14.96	15.21	
	6	15.70	15.96	16.21	
	7	16.20	16.46	16.71	
	8	16.70	16.96	17.21	
Parks Canada	Basic	12.20	12.46	12.71	
	1	12.70	12.96	13.21	
	2	13.20	13.46	13.71	
	3	13.70	13.96	14.21	
	4	14.20	14.46	14.71	
	5	14.70	14.96	15.21	

	6	15.70	15.96	16.21
	7	16.20	16.46	16.71
	8	16.70	16.96	17.21

PROVINCIAL DETAILS

Detail Name	Level	April 1, 2014 - March 31, 2015	April 1, 2016 - March 31, 2017	April 1, 2017 - March 31, 2018
PEI Department of Transportation & Infrastructure Government Garage	Basic	11.10	11.30	11.40
	1	11.60	11.80	11.90
	2	12.10	12.30	12.40
	3	12.60	12.80	12.90
	4	13.10	13.30	13.40
	5	13.60	13.80	13.90
	6	14.60	14.80	14.90
	7	15.10	15.30	15.40
PEI Department of Transportation & Infrastructure Provincial Administrative Building (Shaw)	Basic	11.00	11.20	11.30
	1	11.50	11.70	11.80
	2	12.00	12.20	12.30
	3	12.50	12.70	12.80
	4	13.00	13.20	13.30
	5	13.50	13.70	13.80
	6	14.50	14.70	14.80
	7	15.00	15.20	15.30
	8	15.50	15.70	15.80
	S-1	15.50	15.70	15.80
	S-2	16.50	16.70	16.80
	S-3	17.50	17.70	17.80
PEI Department of Transportation & Infrastructure Sir Henry Davies Law Courts	Basic	11.10	11.30	11.40
	1	11.60	11.80	11.90
	2	12.10	12.30	12.40
	3	12.60	12.80	12.90
	4	13.10	13.30	13.40
	5	13.60	13.80	13.90
	6	14.60	14.80	14.90
	7	15.10	15.30	15.40
8	15.60	15.80	15.90	

	S-1	15.60	15.80	15.90
	S-2	16.60	16.80	16.90
	S-3	17.60	17.80	17.90
Detail Name	Level	April 1, 2014 - March 31, 2015	April 1, 2016 - March 31, 2017	April 1, 2017 - March 31, 2018
PEI Department of Transportation & Infrastructure Summerside Courthouse	Basic	11.10	Terminated 31/03/2016	Terminated 31/03/2016
	1	11.60		
	2	12.10		
	3	12.60		
	4	13.10		
	5	13.60		
	6	14.60		
	7	15.10		
	8	15.60		
Detail Name	Level	April 1, 2014 - March 31, 2015	April 1, 2016 - March 31, 2017	April 1, 2017 - March 31, 2018
Hillsborough Hospital (Note 3)	1	11.60	n/a	n/a
	2	12.10	n/a	n/a
	3	12.60	n/a	n/a
	2.2			12.50
	3.2			13.00
	4.2		13.60	13.60
	5.2		14.10	14.10
	6.2			14.60
	7.2			15.10
Health PEI Queen Elizabeth Hospital (Code White) (Note 2)	5	12.65	Terminated 31/10/2015	Terminated 31/10/2015
	6	13.65		
	7	14.15		
	8	14.65		
	S-1	14.65		
	S-2	15.65		
	S-3	16.65		
Health PEI Queen Elizabeth Hospital- Parking lots (Code White) (Note 2)	5	12.65	Terminated 31/10/2015	Terminated 31/10/2015
	6	13.65		
	7	14.15		
	8	14.65		
	S-1	14.65		
	S-2	15.65		
	S-3	16.65		

Detail Name	Level	April 1, 2014 - March 31, 2015	April 1, 2016 - March 31, 2017	April 1, 2017 - March 31, 2018
Health PEI Palliative Care Unit (formerly Prince Edward Home) (Note 3)	Basic	11.10	11.30	11.30
	1	11.60	11.80	11.80
	2	12.10	12.30	12.30
	3	12.60	12.80	12.80
	4	13.10	13.30	13.30
	5	13.60	13.80	13.80
	6	14.60	14.80	14.80
	7	15.10	15.30	15.30
	8	15.60	15.80	15.80
Health PEI Prince County Hospital (Note 2)	Basic		Terminated 31/10/2015	Terminated 31/10/2015
	1	11.60		
	2			
	3			
	4	13.10		
	5			
	6			
	7			
	8			

COMMERCIAL DETAILS

Detail Name	Level	April 1, 2014 - March 31, 2015	April 1, 2016 - March 31, 2017	April 1, 2017 - March 31, 2018
City of Charlottetown	Basic	11.10	11.30	11.47
	1	11.60	11.80	11.97
	2	12.10	12.30	12.47
	3	12.60	12.80	12.97
	4	13.10	13.30	13.47
	5	13.60	13.80	13.97
	6	14.60	14.80	14.97
	7	15.10	15.30	15.47
	8	15.60	15.80	15.97
	S-1	15.60	15.80	15.97
	S-2	16.60	16.80	16.97
S-3	17.60	17.80	17.97	
Confederation Centre of the Arts (Note 1)	Basic	11.10	11.30	11.47
	1	11.60	11.80	11.97
	2	12.10	12.30	12.47
	3	12.60	12.80	12.97
	4	13.10	13.30	13.47
	5	13.60	13.80	13.97
	6	14.60	14.80	14.97
	7	15.10	15.30	15.47
	8	15.60	15.80	15.97
Charlottetown Airport (Note 4)	Basic			
	1			
	2			
	3	12.55	13.20	13.35
	4	13.05	13.70	13.85
	5			
	6	15.60	16.25	16.40
	7			
	8			
	S-1			
	S-2			
S-3				

Detail Name	Level	April 1, 2014 - March 31, 2015	April 1, 2016 - March 31, 2017	April 1, 2017 - March 31, 2018
City of Summerside - Police Station	Basic	11.10	11.30	11.47
	1	11.60	11.80	11.97
	2	12.10	12.30	12.47
	3	12.60	12.80	12.97
	4	13.10	13.30	13.47
	5	13.60	13.80	13.97
	6	14.60	14.80	14.97
	7	15.10	15.30	15.47
	8	15.60	15.80	15.97
Detail Name	Level	April 1, 2014 - March 31, 2015	April 1, 2016 - March 31, 2017	April 1, 2017 - March 31, 2018
Summerside Port	1	12.05	12.25	12.42
	2	12.55	12.75	12.92
	3	13.05	13.25	13.42
	4	13.55	13.75	13.92
	5	14.05	14.25	14.42
	6	15.05	15.25	15.42
	7	15.55	15.75	15.92
	8	16.05	16.25	16.42
	S-1	16.05	16.25	16.42
	S-2	17.05	17.25	17.42
	S-3	18.05	18.25	18.42
CTMA Ferry Terminal	Basic	11.10	11.30	11.47
	1	11.60	11.80	11.97
	2	12.10	12.30	12.47
	3	12.60	12.80	12.97
	4	13.10	13.30	13.47
	5	13.60	13.80	13.97
	6	14.60	14.80	14.97
	7	15.10	15.30	15.47
	8	15.60	15.80	15.97

MISCELLANEOUS DETAILS				
Short Term Contracts	As negotiated with the Client			

NOTES

1. Level adjustment
2. Contract terminated 31 October 2015
3. Going to tender in 2016; wage rate until date of tender award; thereafter wage rate in tender if successful
4. Year 2 of 5 year contract
5. Bilingual is a premium paid

SIGNED THIS _____ DAY OF MARCH, 2018

CANADIAN CORPS OF COMMISSIONAIRES N.B. & PEI DIV. INC.

PER: _____
Pieter Kramers

**PUBLIC SERVICE ALLIANCE OF CANADA
LOCAL 90140**

PER: _____
Colleen Coffey

PER: _____
David Clow

PER: _____
Gerald Hood

PER: _____
John Stewart

PER: _____
Alex (Vital) Stuit

MEMORANDUM OF AGREEMENT

BETWEEN


CANADIAN CORPS OF COMMISSIONAIRES N.B. & PEI DIV. INC.

AND

PUBLIC SERVICE ALLIANCE OF CANADA, LOCAL 90140

SIGNED THIS 4th DAY OF DECEMBER 2018 SOS


CANADIAN CORPS OF COMMISSIONAIRES N.B. & PEI DIV. INC.

PER: 
Pieter Kramers Ion Sweet


PUBLIC SERVICE ALLIANCE OF CANADA
LOCAL 90140

PER: 
Colleen Coffey - PSAC Regional Executive Vice President-Atlantic

PER: 
David Clow

PER: 
Gerald Hood

PER: 
John Stewart

PER: 
Alex (Vital) Stuit